




Water Monitoring Data - Monthly Summary

Month and Year	January 2021	 
Project	Sydenham Metro upgrade	
EPL Licence No.	21147	
EPL Weblink	https://apps.epa.nsw.gov.au/prpoeoapp/Detail.aspx?instid=21147&id=21147&option=licence&searchrange=licence&range=POEO%20licence&prp=no&status=Issued	
Specific EPL monitoring conditions	M2 - Requirement to monitor concentration of pollutants discharged	

Monitoring Location	Number of times monitored during the month	Event based monitoring (Y/N)	Parameter eg. TSS, pH	Unit eg mg/L	Minimum value for month	Maximum value for month	Allowable Maximum limit	Allowable Minimum limit	Comment
Discharge Point 1	3	Y	pH	pH	7.31	8.27	8.5	6.5	Dewatering from silt-buster
Discharge Point 1	3	Y	TSS	mg/L	11	40	50	-	Dewatering from silt-buster
Discharge Point 1	3	Y	Oil/grease	visible	None visible	None visible	None visible	None visible	Dewatering from silt-buster
Discharge Point 2	7	Y	pH	pH	7.9	8.45	8.5	6.5	Dewatering from pit
Discharge Point 2	7	Y	TSS	mg/L	32	47	50	-	Dewatering from pit
Discharge Point 2	7	Y	Oil/grease	visible	None visible	None visible	None visible	None visible	Dewatering from pit

Noise Monitoring Data - Monthly Summary

Month and Year	January 2021	 
Project	Sydenham Metro upgrade	
EPL Licence No.	21147	
EPL Weblink	https://apps.epa.nsw.gov.au/prpoeoapp/Detail.aspx?instid=21147&id=21147&option=licence&searchrange=licence&range=POEO%20licence&prp=no&status=Issued	
Specific EPL monitoring conditions	M7.1 - Noise monitoring	

Monitoring Location	Number of times monitored during the month	Attended or continuous monitoring	Event based monitoring (Y/N)	Parameter eg. Laeq (15min)	Unit	Min value dB(A) for month	Max value dB(A) for month	Goals / targets dB(A)	Comment
358 Edgewere Road, Newtown	1	Attended	Y	Laeq	dB(A)	64.4	64.4	69	Bedwin Rd throw screens
360 Edgewere Road, Newtown	1	Attended	Y	Laeq	dB(A)	54.9	54.9	67	Rail drop
30 Hogan Avenue, Sydenham	1	Attended	Y	Laeq	dB(A)	55.8	55.8	56	drainage (construction barely audible)
133 Meeks Rd, Marrickville		Attended	Y	Laeq	dB(A)	50.4	50.4	58	Fencing/ULX (construction barely audible)
141 Meeks Rd, Marrickville	1	Attended	Y	Laeq	dB(A)	54.8	54.8	68	Fencing/ULX (construction barely audible)
55 Railway Parade, Lakemba	2	Attended	Y	Laeq	dB(A)	54.9	57.6	65	CSR
3 Shadforth St, Wiley Park	1	Attended	Y	Laeq	dB(A)	52.8	52.8	65	CSR

Vibration Monitoring Data - Monthly Summary

Month and Year	January 2021	 
Project	Sydenham Metro upgrade	
EPL Licence No.	21147	
EPL Weblink	https://apps.epa.nsw.gov.au/prpoeoapp/Detail.aspx?instid=21147&id=21147&option=licence&searchrange=licence&range=POEO%20licence&prp=no&status=Issued	
Specific EPL monitoring conditions	M7.2 - Vibration monitoring	

Monitoring Location	Number of times monitored during the month	Attended or continuous monitoring	Event based monitoring (Y/N)	Parameter eg.PPV	Unit	Minimum value for month	Maximum value for month	Goals/Targets	Comment
None required in period									